

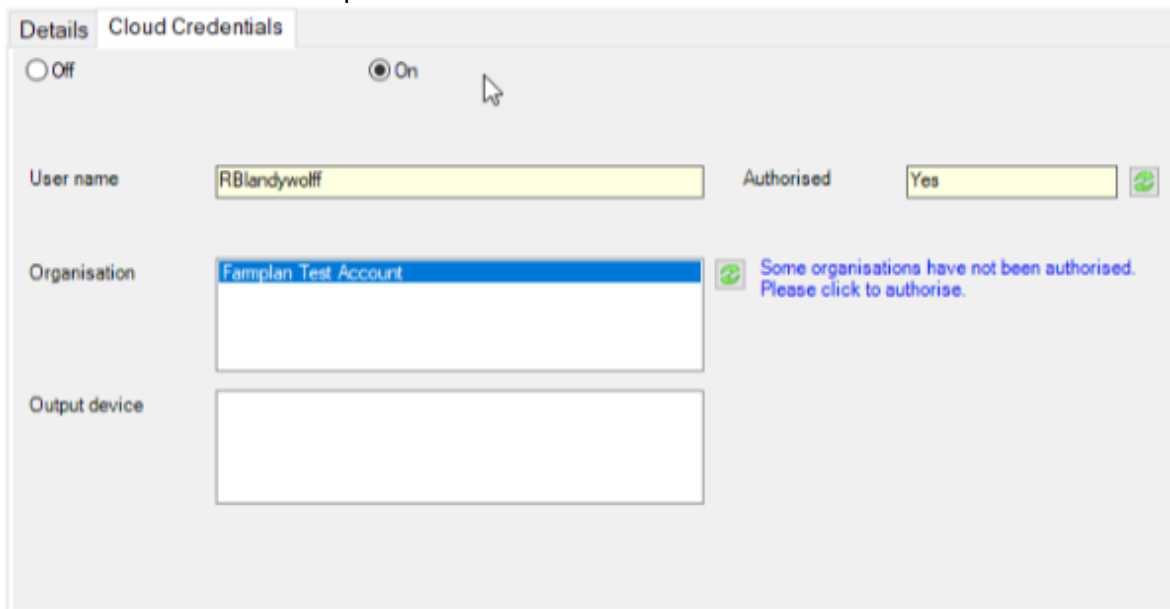
# Release notes version 4.17

## John Deere Gen4 Work Planning Integration

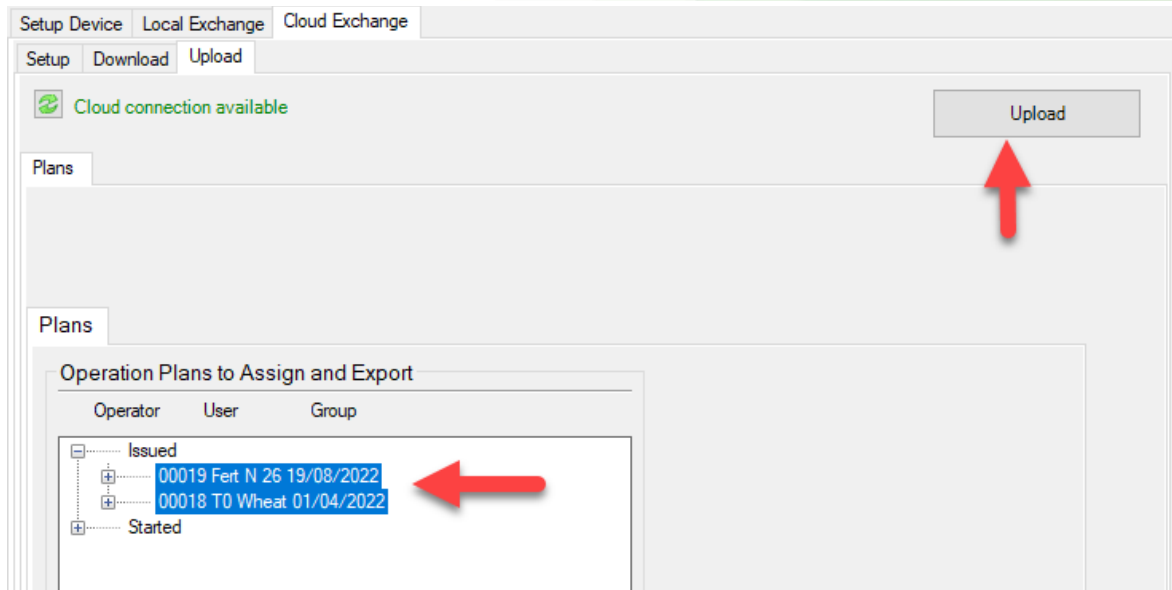
This update to Gatekeeper brings the long awaited integration of work planning to the John Deere Gen4 controllers. Users with the John Deere Devices module in Gatekeeper will be able to create work plans and once issued upload them to their MyJohnDeere Operations Centre.



In Gatekeeper under a John Deere GS4 4600 node create a device and connect to your MyJohnDeere account if not already done. On the cloud credentials tab always remember to select the account in the organisation window to ensure that Gatekeeper knows which account to send the work plans to.

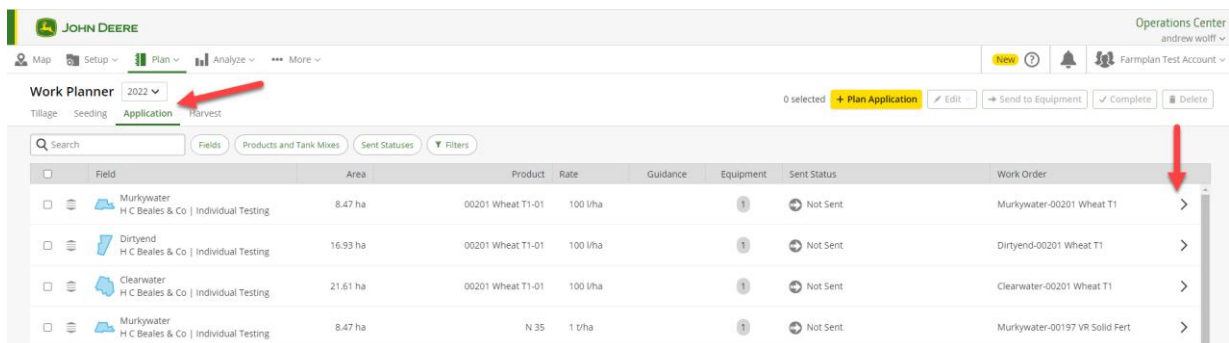


Then on the Cloud Exchange > Upload Tab issued and started plans can be selected and sent to the MyJohnDeere account by clicking the upload button.



Once uploaded the operator can access the Operations Centre on a computer or Operations Centre Mobile on a phone or tablet device.

Uploaded work plans can be found in the Work Planner module, within the appropriate tab depending on the type, e.g. tillage or application. Plans can be reviewed and edited by clicking on the arrow on the far right hand side.



Prescription maps are indicated by a green Rx button at the end of the target rate box and can be linked to the work plans at this stage, along with reviewing tank mixes, machines, implements, operators and any comments.

Crop\*  
Wheat (Europe Winter)

Varieties

Variety  
Grafton

Rate  
0 - 99,999.9

Unit  
kg/ha

Search

This Field

- 00189\_Clearwater\_Liquid Fert.zip
- 00199\_Clearwater\_Grafton.zip
- Unassigned
- 00197\_Clearwater\_N 35.zip
- 00197\_Dirtyend\_N 35.zip
- 00197\_Murkywater\_N 35.zip
- 00199\_Dirtyend\_Grafton.zip

Cancel Save

Fields  
Boundary Type  
Impassable Passable

Work Planner - 2022 Seeding > Clearwater

Crop\*  
Wheat (Europe Winter)

Varieties

Variety  
Grafton

Rate  
00199\_Clearwater\_Grafton.zip

Unit  
kg/ha

Select additional variety

Products and Tank Mixes

Product and Tank Mix  
Select Product or Tank Mix

Rate

Unit

Select additional product or tank mix

Cancel Save

Fields  
Boundary Type  
Impassable Passable

Once any alterations have occurred select the plans and click Send to Equipment to choose the machine to receive these plans.

JOHN DEERE

Operations Center  
andrew wolf

Map Setup Plan Analyze More

Work Planner 2022

Tillage Seeding Application Harvest

3 selected + Plan Application Edit Send to Equipment Complete Delete

Field	Area	Product	Rate	Guidance	Equipment	Sent Status	Work Order
<input checked="" type="checkbox"/> Murkywater H C Beales & Co   Individual Testing	8.47 ha	00201 Wheat T1-01	100 l/ha		1	Not Sent	Murkywater-00201 Wheat T1
<input checked="" type="checkbox"/> Dirtyend H C Beales & Co   Individual Testing	16.93 ha	00201 Wheat T1-01	100 l/ha		1	Not Sent	Dirtyend-00201 Wheat T1